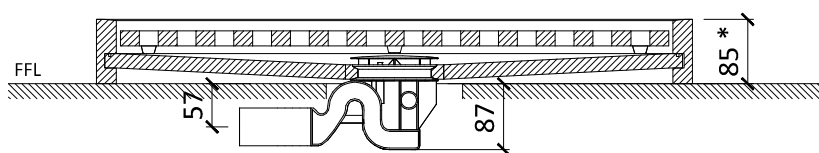




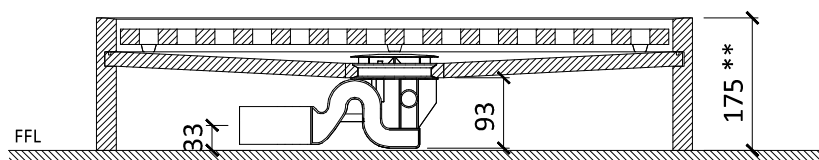
SHOWER TRAY & GRID DATA SHEET

William Garvey shower trays are constructed from teak and specialist marine plywood. Shower trays are available in any size with a minimum depth of either 85mm or 175mm, to suit your requirements. The grids are made of solid teak and are supported on rubber studs, with intermediate adjustable feet for spans of over 800mm. All grids are designed to be removable, to facilitate cleaning. Large trays are supplied with a two or three part grid. All WGL products can be bespoke made to meet your specific project requirements.



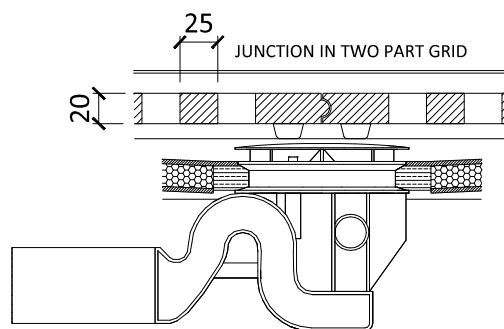
SECTION SHOWING WASTE SET IN FLOOR (HANSGROVE RAINDRAIN 90 XXL)

*This is the shallowest shower tray we can make



SECTION SHOWING WASTE ABOVE FLOOR (HANSGROVE RAINDRAIN 90 XXL)

**This is the minimum tray height for the waste to travel above FFL



DESIGN CONSIDERATIONS

PLUMBING CONNECTIONS

All trays are fitted with Hansgrohe Raindrain 90 XXL wates with integral traps with a flow rate of 51 litres/min.

- In all cases, wastes are fitted in the centre of the tray
- Shower trays have a shaped base to improve drainage, but should be levelled as accurately as possible. Large non-standard grids require additional base supports, which are supplied.

BESPOKE SIZES AVAILABLE

- Shower trays and grids can be made to individual sizes..... Please contact us to discuss your specific requirements

CARE & MAINTENANCE

- All William Garvey teak work is finished with a specially formulated marine polish, with 'sable fine' micro beads for extra grip under foot. It has exceptional adhesion to the timber, forming a tough layer which will not absorb stains and is easy to clean using ordinary non-abrasive bathroom and kitchen cleaners.
- Products containing bleach should be avoided as they will have a detrimental effect to the marine polish finish. Limescale removers can be used without the risk of damage.